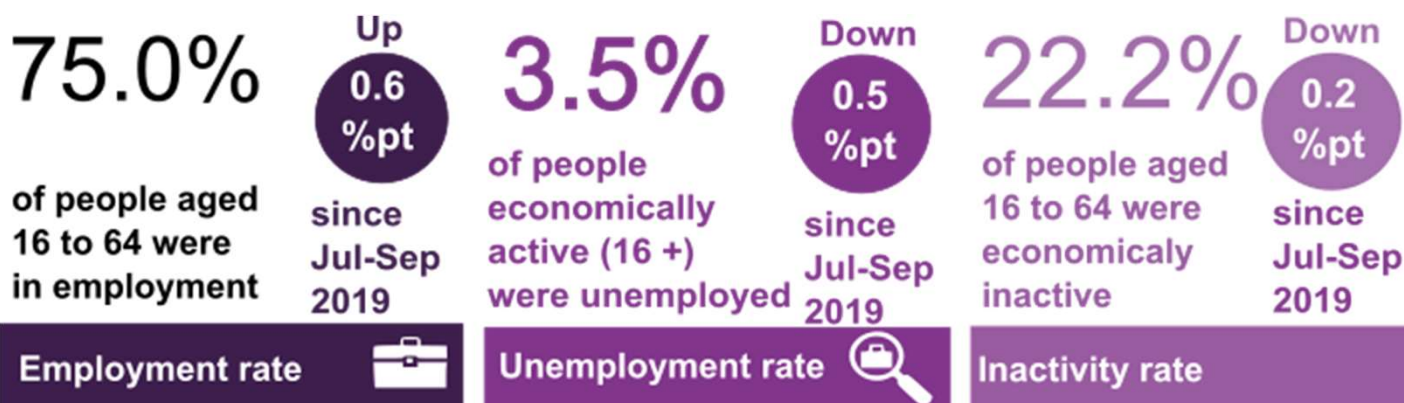


Labour Force Survey October–December 2019



This note summarises employment, unemployment and economic inactivity sourced from the Labour Force Survey for Scotland and the UK. These are classed as National Statistics.

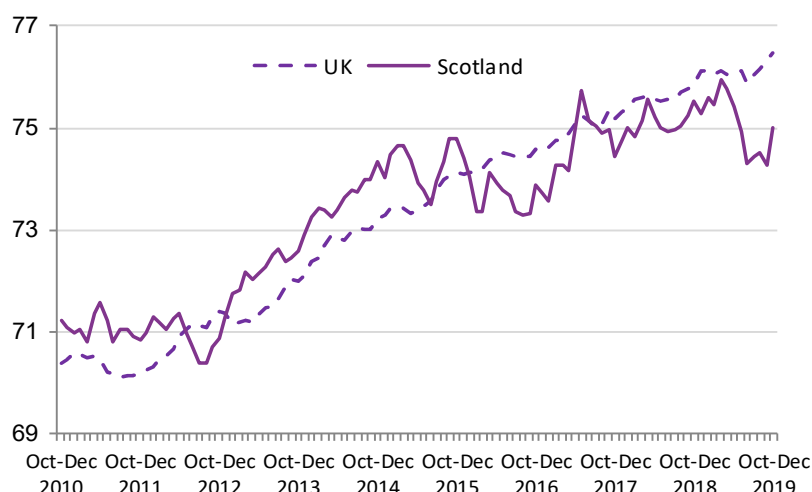
This release follows the ONS monthly release of [Regional Labour market Statistics in the UK](#)

This month data are presented for the 3 months to December 2019, compared with the quarter before (July to September 2019) and compared with a year before (October to December 2018). Please note percentage point changes are based on unrounded data.

Employment rate (16-64 years) (%)

The employment rate in Scotland was 75.0 per cent. This is 0.6 percentage points up on the quarter and 0.5 percentage points down on the year.

The UK employment rate was 76.5 per cent. This is 0.4 percentage points up on the quarter and 0.6 percentage points up on the year.



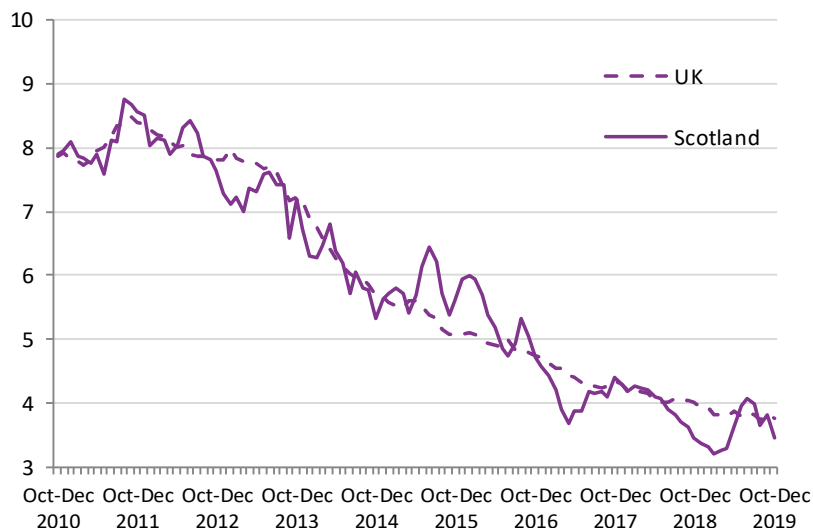
Source: Labour Force Survey, ONS, Seasonally adjusted

Labour Force Survey October-December 2019

The unemployment rate in Scotland was 3.5 per cent. This is 0.5 percentage points down on the quarter and no change on the year.

The UK unemployment rate was 3.8 per cent. This is 0.1 percentage points down on the quarter and 0.2 percentage points down on the year.

Unemployment rate (16 years and above) (%)

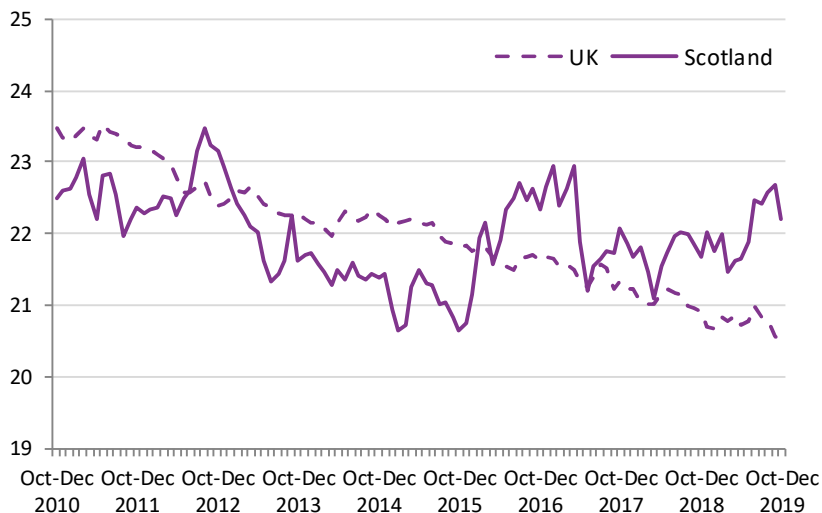


Source: Labour Force Survey, ONS, Seasonally adjusted

The inactivity rate in Scotland was 22.2 per cent. This is 0.2 percentage points down on the quarter and 0.5 percentage points up on the year.

The UK inactivity rate was 20.5 per cent. This is 0.3 percentage points down on the quarter and 0.4 percentage points down on the year.

Inactivity rate (16-64 years) (%)



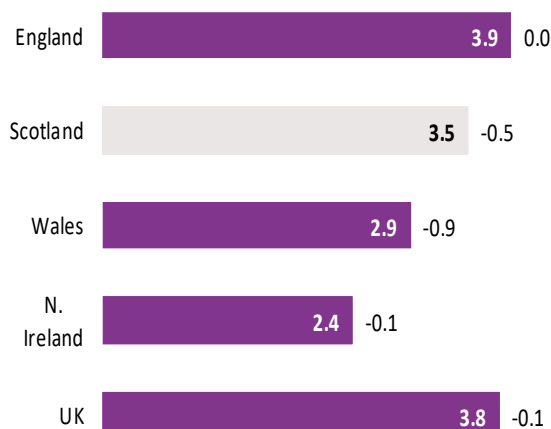
Source: Labour Force Survey, ONS, Seasonally adjusted

Labour Force Survey October-December 2019

Employment rate (%) | Change on quarter*



Unemployment rate (%) | Change on quarter*



Labour market statistics, Scotland and UK for Oct to Dec 2019

*percentage point

	Percentage point			Level ('000's)		
	Rate (%)	Change on quarter Jul-Sep 2019	Change on year Oct-Dec 2018	Level ('000)	Change on quarter Jul-Sep 2019	Change on year Oct-Dec 2018
Employment¹						
Scotland	75.0	0.6	-0.5	2,680	37	-5
UK	76.5	0.4	0.6	32,934	180	336
Unemployment²						
Scotland	3.5	-0.5	0.0	96	-14	0
UK	3.8	-0.1	-0.2	1,290	-16	-73
Inactivity³						
Scotland	22.2	-0.2	0.5	765	-7	18
UK	20.5	-0.3	-0.4	8,478	-138	-155

Source: Labour Force Survey, Seasonally adjusted Note: Levels: 1,2: All persons aged 16+; 3: All persons aged 16-64.
Rates: denominator: 1,3: all persons 16-64 years; 2: economically active 16+.

Labour market statistics for women Scotland and UK, Oct to Dec 2019

	Percentage point			Level ('000's)		
	Rate (%)	Change on quarter Jul-Sep 2019	Change on year Oct-Dec 2018	Level ('000)	Change on quarter Jul-Sep 2019	Change on year Oct-Dec 2018
Employment¹						
Scotland	71.4	0.9	-0.4	1,301	24	3
UK	72.4	0.6	1.0	15,605	150	298
Unemployment²						
Scotland	3.6	-0.1	0.9	49	-1	12
UK	3.6	0.0	-0.3	582	8	-34
Inactivity³						
Scotland	25.8	-0.8	-0.3	454	-15	-6
UK	24.8	-0.6	-0.8	5,162	-122	-163

Source: Labour Force Survey, Seasonally adjusted Note: Levels: 1,2: All women aged 16+; 3.: All women aged 16-64.
Rates: denominator: 1,3: All women 16-64 years; 2: economically active 16+.

Labour Force Survey October-December 2019

Labour market statistics for men, Scotland and UK Oct to Dec 2019

	Rate (%)	Percentage point		Level (000's)		
		Change on quarter Jul-Sep 2019	Change on year Oct-Dec 2018	Level ('000)	Change on quarter Jul-Sep 2019	Change on year Oct-Dec 2018
Employment¹						
Scotland	78.7	0.3	-0.7	1,379	13	-8
UK	80.6	0.3	0.2	17,328	30	39
Unemployment²						
Scotland	3.3	-0.9	-0.8	47	-13	-12
UK	3.9	-0.1	-0.2	707	-24	-39
Inactivity³						
Scotland	18.5	0.5	1.4	311	8	24
UK	16.1	-0.1	0.0	3,315	-16	8

Source: Labour Force Survey, Seasonally adjusted

Note: Levels: 1,2: All men aged 16+; 3.:All men aged 16-64. Rates: Denominator: 1,3: All men 16-64 years; 2. economically active 16+.

Source of information

Information presented are sourced from the Labour Force Survey, a survey of households collected and published by the Office for National Statistics. Further information on reliability can be accessed in the ONS publication at [link](#)

ONS note Regional estimates for the unemployment rate are quite volatile, which needs to be allowed for when considering the pattern of change over time. Sampling variability information is published at [link](#):

Where can labour market data for Scotland be accessed

Labour Force information for Scotland is also published on [nomisweb](#)

Where can youth labour market data (16-24 years) for Scotland be accessed

Latest Labour market information for young people 16-24 years for Scotland, sourced from the Annual Population Survey (October 2018 to September 2019), is published in a [quarterly release](#).

Date of release 18th February 2020

Labour Force Survey October-December 2019

Correspondence and enquiries

For enquiries about this publication please contact:

Labour Market Statistics,
Office of the Chief Economic Advisor,
Telephone: 0300 244 6773,
e-mail: LMStats@scotland.gsi.gov.uk

For general enquiries about Scottish Government statistics please contact:

Office of the Chief Statistician,
Telephone: 0131 244 0442,
e-mail: statistics.enquiries@scotland.gsi.gov.uk

Complaints and suggestions

If you are not satisfied with our service or have any comments or suggestions, please write to the Chief Statistician, 3WR, St Andrews House, Edinburgh, EH1 3DG, Telephone: (0131) 244 0302, e-mail statistics.enquiries@scotland.gsi.gov.uk.

If you would like to be consulted about statistical collections or receive notification of publications, please register your interest at www.gov.scot/scotstat

Details of forthcoming publications can be found at www.gov.scot/statistics

Next Update: 17 March 2020

Contact: lmstats@gov.scot ; Telephone: 0131 244 6773